

Treasure Coast Regional
Schools Working Group:
Overview of Select Trends

Treasure Coast Regional Planning Council

Strategic Regional Policy Plan (SRPP)



Prepared by Treasure Coast Regional Planning Council
December 20, 1995

Intent of the SRPP

According to Chapter 186, Florida Statutes, and Chapter 27E-5, Florida Administrative Code, the Strategic Regional Policy Plan (SRPP) for the Treasure Coast Region shall be a long range guide for the physical, economic, and social development of the Region which identifies regional goals and policies. The SRPP is not merely a plan for the regional planning council, it is a plan for the Region and all those who are active participants in shaping its future.

Contents of the SRPP

- Introduction to the Region
- Future of the Region (Vision Statement)

ELEMENTS

- Affordable Housing
- Economic Development
- Education
- Emergency Preparedness
- Natural Resources of Regional Significance
- Regional Transportation

Education Element

Regional Goal 4.1

A more highly skilled and educated work force through improved student performance.

Indicator:

Increase in the percentage of students in the Region continuing their education either at postsecondary colleges and universities or technical institutions.

Strategy 4.1.1: Develop an educational curriculum with programs that meet the existing and future employment needs of Region.

Strategy 4.1.2: Develop an educational system with programs that respond to the special education and learning needs of all children.

Education Element

Regional Goal 4.2

Educational programs that respond to the needs of the Region.

Indicator:

Increase in the number of educational programs and partnerships.

Strategy 4.2.1: Develop, encourage and foster cooperative partnerships between education, business and industry to address the needs of the business community in the 21st century.

Education Element

Regional Goal 4.3

Improved planning, coordination and cooperation between local governments and school districts.

Indicator:

Number of local governments with interlocal agreements with school districts.

Strategy 4.3.1: Make all school siting decisions a cooperative effort between school districts and local governments.

Strategy 4.3.2: Local school districts in coordination and agreement with local governments should adopt level of service standards for public schools and include a financially feasible public school capital facilities program in the local government capital improvement element.

Strategy 4.3.3: Establish a task force within each county to facilitate the coordination of local governments and school districts.

Strategy 4.3.4: Implement and monitor the requirements of the Educational Facilities Act.

Education Element

Strategy 4.3.5: Recognize and support the importance of schools in the efforts of local governments to revitalize and stabilize existing communities.

Strategy 4.3.6: Provide support to school districts in locating new school sites by coordinating technical assistance from local governments and other applicable, local, regional and state agencies.

Strategy 4.3.7: As suggested by the “Act Relating to Educational Facilities,” include educational facilities elements in local government comprehensive plans.

Strategy 4.3.8: Through interlocal agreements, local governments and school districts should develop procedures for siting of schools, facilitating the development review process and coordinating public investment in infrastructure.

Strategy 4.3.9: Support implementation of school concurrency as a means to ensure the availability of educational facilities.

Education Element

Regional Goal 4.4

Increased development and redevelopment of neighborhood schools.

Indicator:

Number of new schools located in existing neighborhoods.

Strategy 4.4.1: Encourage patterns of development that will create new towns and neighborhoods and foster redevelopment of existing urban areas.

Strategy 4.4.2: Reduce the length and frequency of student bus trips by promoting the development of neighborhood schools.

Strategy 4.4.3: Recognize the differences between urban and suburban, and neighborhood and non-neighborhood locations and adjust school design and size requirements consistent with the scale, character, and architecture of the area.

Education Element

Strategy 4.4.4: Restore and reopen existing neighborhood schools in urban communities of the Region when consistent with sound education principles and reasonable fiscal planning.

Strategy 4.4.5: Support the decentralization and reduction in size of school facilities as an option to improve the quality of the learning environment and the safety of students.

Strategy 4.4.6: Increase the sharing of public school recreational and building facilities with the community.

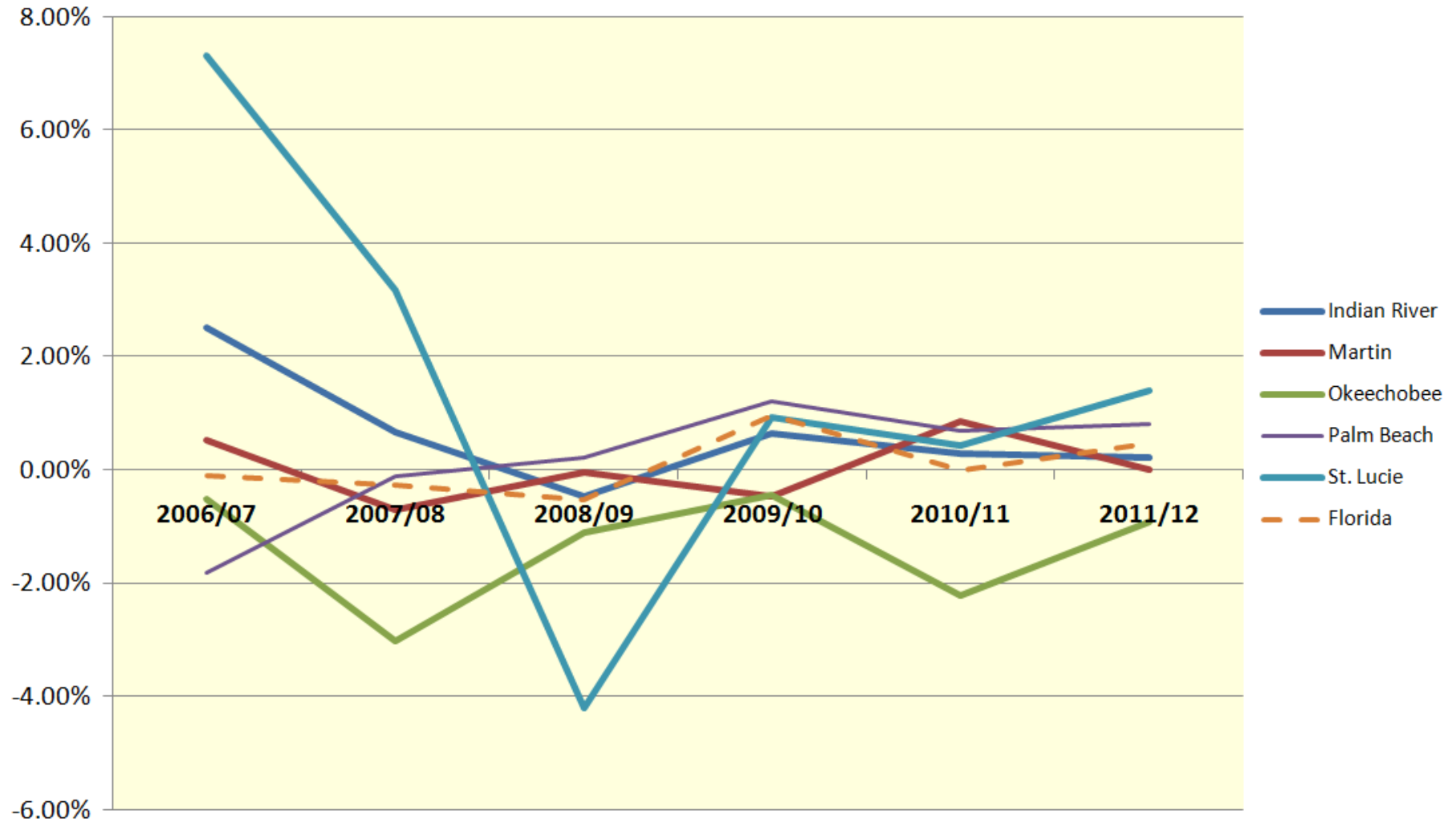
Strategy 4.4.7: Maintain and strengthen the role of schools in communities.

Regional Statistics: Total Enrollment (2011/12)

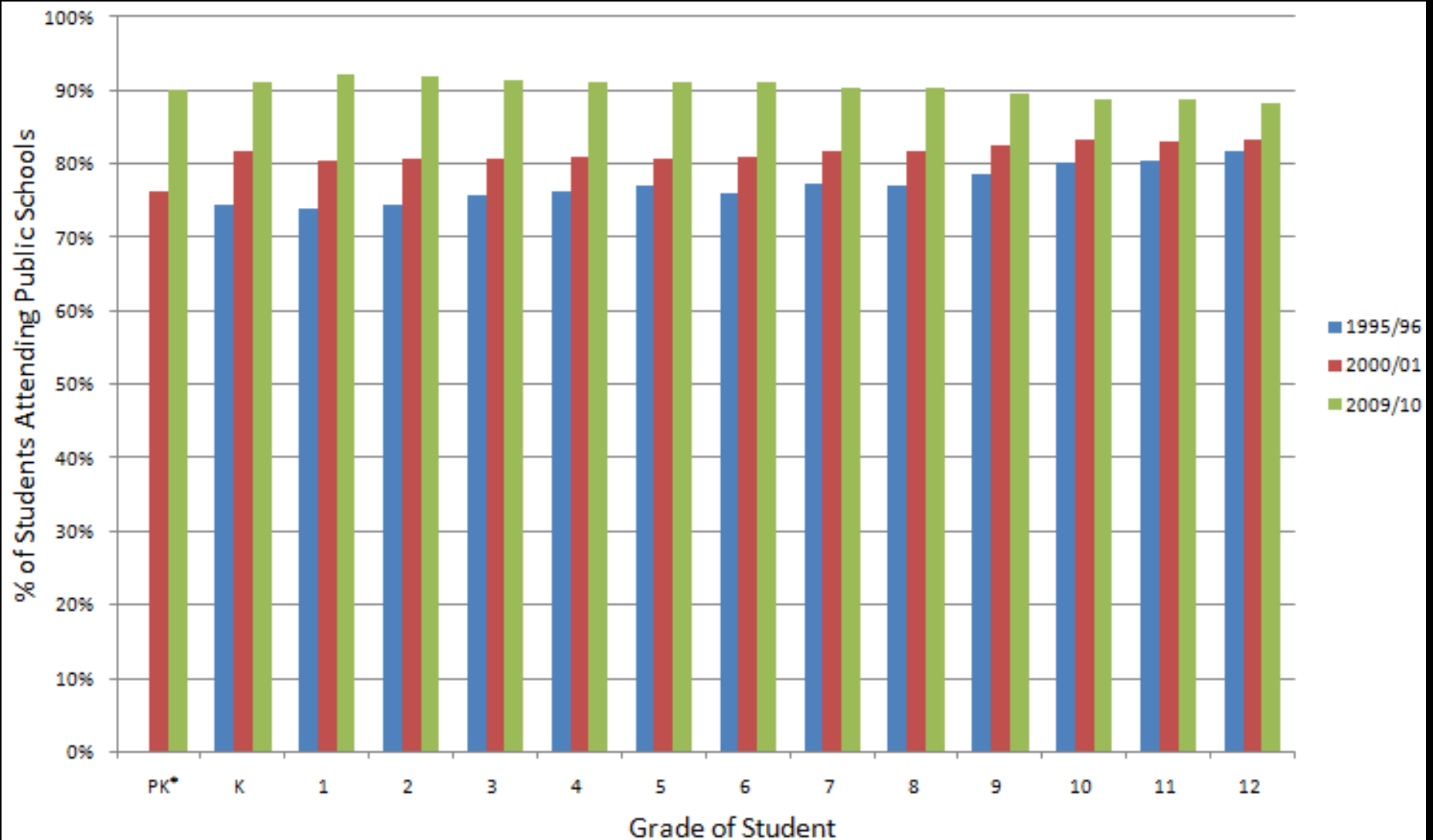
DISTRICT	TOTAL ENROLLMENT
Indian River	17,597
Martin	17,760
Okeechobee	6,693
Palm Beach	174,217
St. Lucie	39,27
Florida	2,654,454

Change in Total Enrollment (preK-12)

(2006/07 through 2011/12)



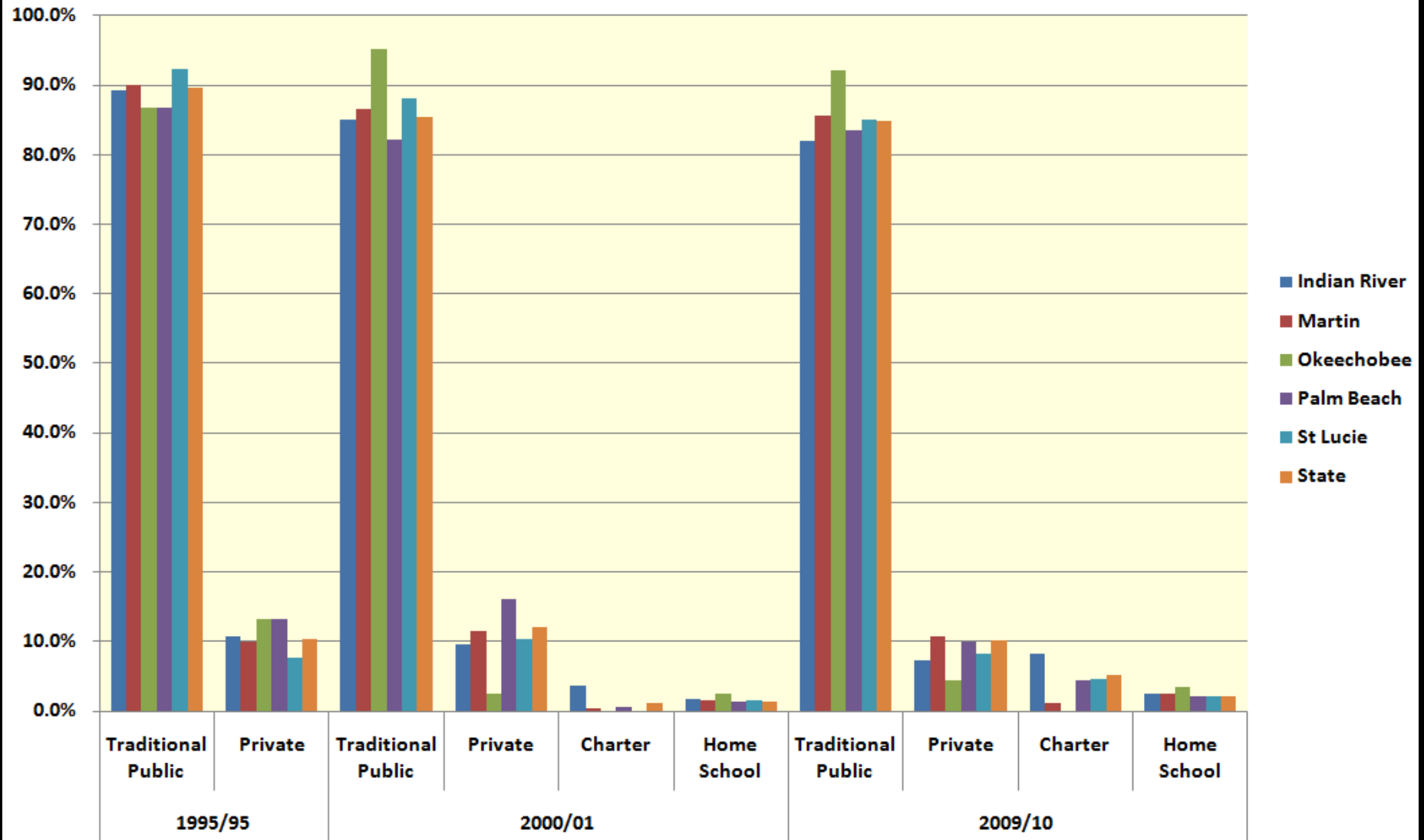
Regional Public School Enrollment by Grade (shown as % of total enrollment) (FY 1995/96 through FY 2009/10)



*NOTE: No PK data available for 1995/96

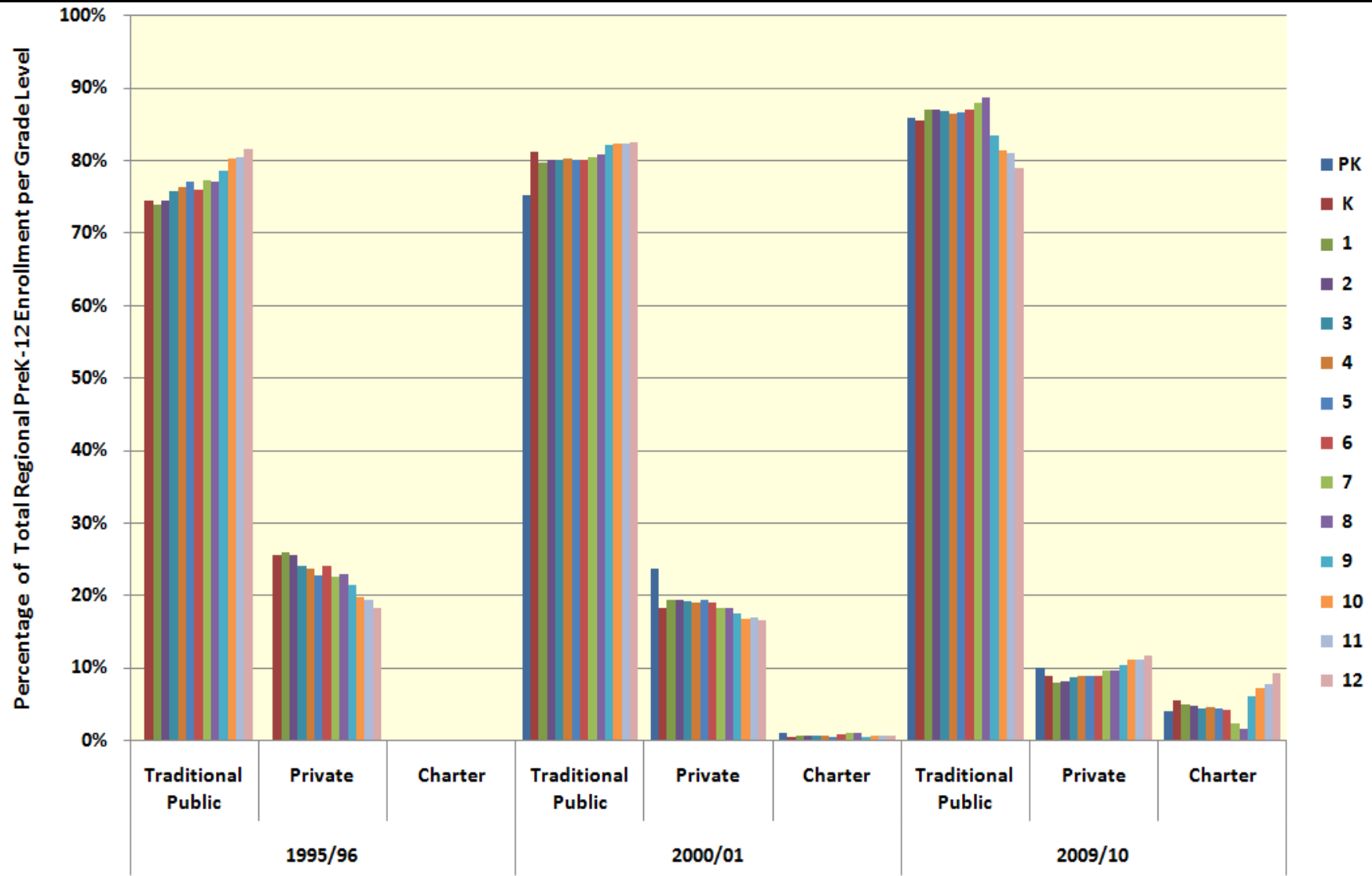
Student Enrollment (preK-12) by Type of Educational Provider

Traditional Public, Private, Charter & Home School
(2000/01 through 2009/10)



Student Enrollment (K-12) by Type of Educational Provider

Traditional Public, Private & Charter School
(1995/96 through 2009/10)



School Concurrency



		Status of Adoption of Statutorily Required Interlocal Agreement with School Board	
		School Facility Planning (pursuant to SB 1906 in 2002)	School Concurrency (pursuant to SB 360 in 2005)
Indian River County	Board of County Commissioners	x	x
	All required local governments	x	x
	<i>Cities of Sebastian, Fellsmere, & Vero Beach for 2002; Town of Indian River Shores added for 2005)</i>		
Martin County	Board of County Commissioners	x	x
	All required local governments	x	x
	<i>City of Stuart is the only required local government</i>		
Palm Beach County	Board of County Commissioners	x	x
	All required local governments	x	x
	<i>City of Atlantis, City of Belle Glade, City of Boca Raton, City of Boynton Beach, City of Delray Beach,</i>		
	<i>City of Greenacres, Town of Haverhill, Town of Hypoluxo, Town of Juno Beach, Town of Jupiter,</i>		
	<i>Town of Lake Clarke Shores, Town of Lake Park, City of Lake Worth, Town of Lantana,</i>		
	<i>Village of North Palm Beach, City of Pahokee, Town of Palm Beach, City of Palm Beach Gardens,</i>		
	<i>Town of Palm Beach Shores, Village of Palm Springs, City of Riviera Beach, Village of Royal Palm Beach,</i> <i>City of South Bay, Village of Tequesta, Village of Wellington, City of West Palm Beach</i>		
St. Lucie County	Board of County Commissioners	x	x
	All required local governments	x	x
	<i>City of Fort Pierce, City of Port St. Lucie</i>		
Okeechobee	Board of County Commissioners	x	x
	All required local governments	x	x
SOURCE: Data obtained from individual school districts.			

School Concurrency


The Palm Beach Post
NEWS

County, municipal officials tell school district to keep development rules

Wednesday, Nov. 2, 2011

Palm Beach County commissioners and elected municipal officials today resoundingly told school board members they want the school district to continue reviewing residential development applications to make sure there is enough space in surrounding schools.

Career & Professional Education



“The curriculum frameworks in the (following) career clusters have been approved by the State Board of Education and are considered final for the 2011/2012 school year. “

http://www.fldoe.org/workforce/dw_dframe/stem_cluster_frame11.asp

- [Agriculture, Food & Natural Resources](#)
- [Architecture & Construction](#)
- [Arts, A/V Technology & Communication](#)
- [Business, Management & Administration](#)
- [Education & Training](#)
- [Energy](#)
- [Engineering & Technology Education](#)
- [Finance](#)
- [Government & Public Administration](#)
- [Health Science](#)
- [Hospitality & Tourism](#)
- [Human Services](#)
- [Information Technology](#)
- [Law, Public Safety & Security](#)
- [Manufacturing](#)
- [Marketing, Sales & Service](#)
- [Science, Technology, Engineering & Mathematics \(STEM\)](#)
- [Transportation, Distribution & Logistics](#)
- [Additional CTE Programs/Courses](#)
 - Diversified Education
 - Instructional Support Services (Special Needs)
 - Other Vocational Programs
 - M/J Exploratory Career Education Wheel

Career & Professional Education

	Enrollment at Select Post-Secondary Institutions (1989/90 through 2009/10)			
	1989/90	1999/2000	2009/10	% change
Florida Atlantic University	13,148*	34,360	36,246	175.0%
Palm Beach State College	46,063	40,431	52,238	13.4%
Indian River State College	43,547	39,299	33,840	-22.3%
Palm Beach Atlantic University	1,584	2,396	3,659	131.0%
Lynn University	853	2,034	2,109	147.2%
Northwood University	467	1,014	704	50.7%
<i>TCRPC Total</i>	105,662	106,640	120,944	14.5%
SOURCE: Data provided by each individual institution. * FAU 1989/90 enrollment data is semester head count while other FAU enrollment figures reflect annual unduplicated head counts. All FAU data includes enrollment at all FAU campuses.				

Career & Professional Education

	Number of CAPE (K-12) Career & Professional Academies (2008/09 through 2010/11)		
	2008/09	2009/10	2010/11
Indian River	4	9	12
Martin	7	25	20
Palm Beach	26	65	88
St. Lucie	6	28	24
TCRPC	43	127	144
Okeechobee	1	1	3
5- County Total	44	128	147
Florida	490	838	1,298
SOURCE: FDOE, Career & Professional Academy Enrollment & Performance Report, 2008-09 (December 2009)			
SOURCE: FDOE, Career & Professional Academy Enrollment & Performance Report, 2009-10 (December 2010)			
SOURCE: FDOE Staff (Division of Career & Adult Education)			

Career & Professional Education

	Enrollment in CAPE (K-12) Career & Professional Academies (2008/09 through 2010/11)		
	2008/09	2009/10	2010/11*
Indian River	71	2,242	2,615
Martin	655	1,533	1,086
Palm Beach	3,325	9,646	14,315
St. Lucie	22	3,881	4,947
TCRPC	4,073	17,302	22,963
Okeechobee	120	165	341
5- County Total	4,193	17,467	23,304
Florida	53,324	102,430	132,634
SOURCE: FDOE, Career & Professional Academy Enrollment & Performance Report, 2008-09 (December 2009)			
SOURCE: FDOE, Career & Professional Academy Enrollment & Performance Report, 2009-10 (December 2010)			
SOURCE: FDOE Staff (Division of Career & Adult Education)			
*NOTE: 2010/11 data is preliminary.			

**Career & Technical Training and Certification Programs Offered by School Districts
(Indian River, Martin, Palm Beach, St. Lucie & Okeechobee Counties)
FY 2010-11**

Program Listing	Indian River	Martin	Palm Beach	St Lucie	Okeechobee
Agriculture, Food and Natural Resources includes environmental science, agricultural science, field research	X	X	X	X	X
Architecture and Construction includes construction, carpentry, A/C, drafting, electrical, welding	X	X	X	X	X
Arts, A/V Technology and Communication includes digital design, fashion design, TV/film, arts	X	X	X	X	X
Business, Management & Administration includes global/international business, accounting, finance	X	X	X	X	X
Education and Training			X	X	
Finance	X	X	X		X
Government and Public Administration			X	X	
Health Sciences	X	X	X	X	X
Hospitality and Tourism includes culinary arts, tourism, hospitality	X	X	X	X	X
Information Technology includes computer science, networking, programming, animation, etc.	X	X	X	X	X
Law, Public Safety and Security			X	X	
Marketing, Sales and Services includes marketing, sales, entrepreneurship		X	X	X	
Science, Technology, Engineering and Mathematics includes biotechnology, aerospace, drafting/design, pre-vet, etc.	X	X	X	X	X
Transportation Distribution and Logistics includes auto collision repair, service technology	X	X	X	X	X

Post-Secondary Education: Colleges & Universities



Enrollment at Select Post-Secondary Institutions (1989/90 through 2009/10)

	1989/90	1999/2000	2009/10	% change
Florida Atlantic University	13,148	21,466	28,394	116.0%
Palm Beach State College	46,063	40,431	52,238	13.4%
Indian River State College	43,547	39,299	33,840	-22.3%
Palm Beach Atlantic University	1,584	2,396	3,659	131.0%
Lynn University	853	2,034	2,109	147.2%
Northwood University	467	1,014	704	50.7%
<i>Treasure Coast Regional Total</i>	105,662	106,640	120,944	14.5%
<i>SOURCE: Data provided by each individual institution.</i>				

Degrees & Certificates Awarded at Select Post-Secondary Institutions (1989/90 through 2009/10)

	1989/90	1999/2000	2009/10	% change
Florida Atlantic University (degrees)	2,101	4,085	6,000	186%
Lynn University (degrees)	129	450	628	387%
Northwood University (degrees)	78	270	266	241%
Palm Beach Atlantic University (degrees)	173	484	735	325%
Indian River State College (degrees)	528	960	1,990	277%
Palm Beach State College (degrees)	1,396	1,889	3,270	134%
<i>Treasure Coast Regional Total (degrees)</i>	4,405	8,138	12,889	193%
Palm Beach State College (certificates)	613	384	1,852	202%
Indian River State College (certificates)	881	877	1,117	27%
<i>Treasure Coast Regional Total (certificates)</i>	1,494	1,261	2,969	229%
<i>SOURCE: Data provided by each individual institution.</i>				

**# Majors Offered at
Select Post-Secondary Institutions
(1989/90 through 2009/10)**

	1989/90	1999/2000	2009/10
Florida Atlantic University	131	151	178
Palm Beach State College	53 AA/52 Career	1 AA/74 Career	1 AA/145 Career
Indian River State College	1 AA/33 Career	1 AA/ 71 Career	1 AA/ 89 Career
Palm Beach Atlantic University	34	47	52
Lynn University	29	35	28
Northwood University	n/a	12	15

SOURCE: Data provided by each individual institution.

Partial Listing of Additional Post-Secondary Institutions in Region (2011)		
Indian River County	Citrus Grove Aviation, Inc.	Express Training Services
	Next Level Productions	Treasure Coast Pilot Academy
	Seagull Airways, Inc.	Academy of Lymphatic Studies
Palm Beach County	Keiser University	National Institute for Paralegal Arts and Sciences
	Lincoln College of Technology & Culinary Institute	National Academy of Professional Arts
	Florida Career College	Technical and Professional Skills Institute
	Medvance Institute	FLC Healthcare Academy Nurse Aide Training
	Barry University	JN Vocational Academy
	South University	Keiser Career Institute
	Academy for Practical Nursing & Health Occupations	Capscare Academy for Healthcare, Inc.
	Cooper Career Institute	Nova Southeastern University
	Institute of Career Education	Ameritech Institute of the Palm Beaches
	New England Institute of Technology	Excelsior School of Health Careers
Ross Technical Institute		
St. Lucie County	Keiser University	Barry University



KIM DELANEY, STRATEGIC DEVELOPMENT COORDINATOR

TREASURE COAST REGIONAL PLANNING COUNCIL

(772) 221-4060

KDELANEY@TCRPC.ORG